

ELENO MOME

$\text{♩} = 138-144$

A

Chords: G, D7, G, D7

B

Chords: C, G7, C, F, C, G7

Chords: C, F, G7, C

Chords: C, G7, C

Repeat AB

C

Chords: C, G7, C

D

Chords: C, G7, C


E

Chords: G7, C, G7, C



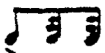
Chords: G7, C, G7, C

Play AB 2x, then play F





PATTERN: AB 2x CDE
AB 2x FG FG'

This is an exuberant piece; listen to the recording for ornamentation, instrumentation, and rhythm. Drum is useful on the pattern . Other back-up instruments may play oom-pah chords on this same pattern, or, alternatively, they may play block chords on a simpler pattern.

oom-pahs:

		
oom-pah	oom-pah	oom-pah-pah
1 - 2	1 - 2	1 - 2 - 3

block chords:

			
---	---	---	--

From a theoretical point of view, the bottom line is the melody in all 2-line sections except Section B, because it is the bottom line which ends on the tonic note. However, the piece sounds incomplete without both parts, and in Sections G and G' the "harmony" stands out more clearly than the "melody".